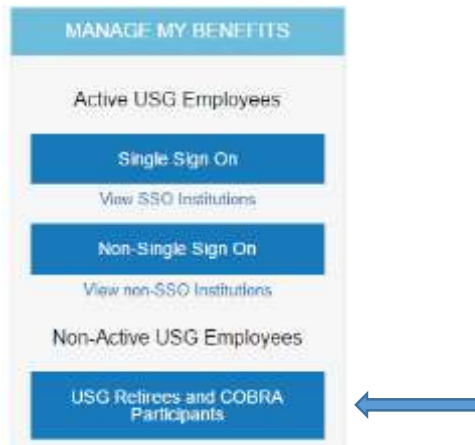


Steps:

- A. Go to <http://oneusgconnect.usg.edu/>.
- B. Under **Manage My Benefits**, select **USG Retirees and COBRA participants**.



- C. Click **Are you a new user?** link.



- D. **Enter Your Personal Identification** to establish secure access, click **Continue**.






- E. Enter your **Zip Code**, Click **Continue**
- F. Next you will be prompted to create your **user ID, password (needs 3 of 4 –uppercase, lowercase, number, symbol), phone pin (six digits only) and five security questions.**
- G. Once you complete your security information, click **continue.**
- H. This brings you to the main page. It will ask you if you want a tour or skip the tour. To go to the next step, select skip tour.

Remember to **Log Off** (upper right corner) when you are done. When logging back into the system, you will be required to verify your identity, using one of the three methods listed below.

Choose an Option [? Help](#)

Verify Your Identity
For additional security, we need to verify your identity on th

Choose an Option

-  **Text Message**
Receive the access code in a text message.
-  **Phone Call**
Enter the access code by phone.
-  **Security Questions**
Answer security questions to enter the site.

Prior to logging off, it is a good idea to check to see that your most current phone numbers are active in the system. In the upper right corner, click on **Your Profile**, click on **Personal Information**.

